


A woman with dark, curly hair is smiling and looking down at a clear aligner she is holding in her right hand. She is also holding a small mirror in her left hand, reflecting the aligner. She is wearing a light pink shirt. The background is a blurred dental office setting. In the top left corner, there are several overlapping circles in shades of teal and orange.

Reveal® Clear Aligners Case-Selection Guide

Discover patient malocclusion types, treatment difficulty,
and recommended skill level based on complexity.

reveal
CLEAR ALIGNERS

 **HENRY SCHEIN**
ORTHODONTICS



Aligner case complexity usually correlates with the number of trays needed to correct a malocclusion. Practitioners who are new to aligner therapy can benefit by keeping tray count low and starting with easier cases such as minimal crowding, spacing, or overjet. Most cases can be bucketed into three categories of difficulty based on the estimated measurement teeth are misaligned.

Reference the next page to determine which cases are considered easy, advanced, and difficult to correct with clear aligners.

Severity of the Condition



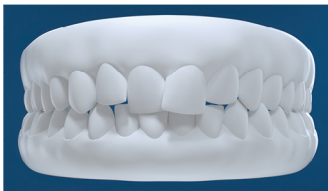
Easy
Good first case



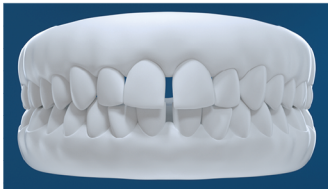

Advanced
Good for experienced practitioners



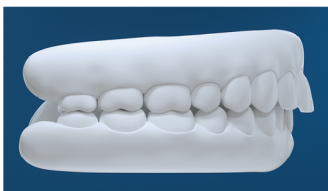

Difficult
For experts only



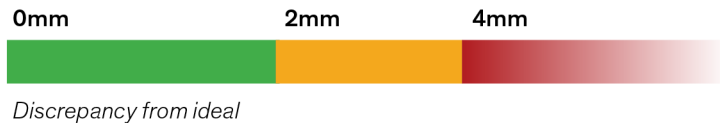
Crowding



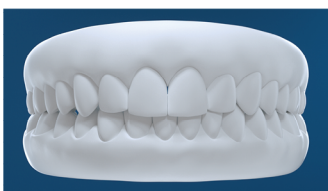
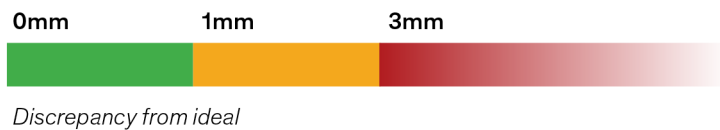
Spacing



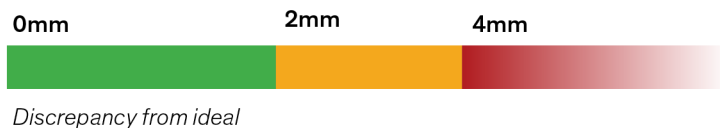
Overjet



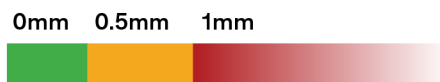
Overbite



Midline Deviation



Open Bite



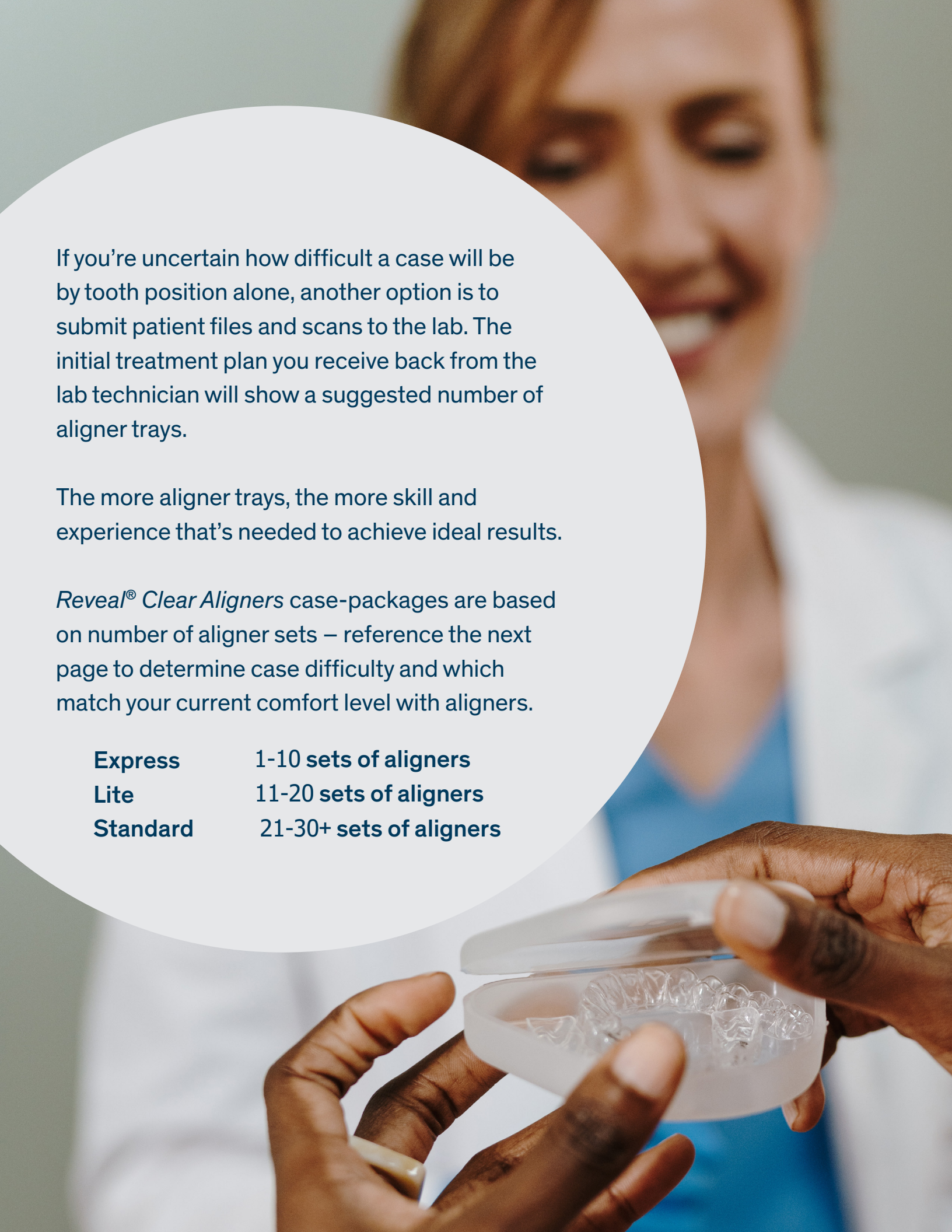
Good Candidate

- Full, permanent dentition (no mixed dentition)
- Crowding with narrow arches and/or lingually-tipped teeth
- No implants
- No crown and bridge work
- No periodontal conditions
- Spacing with a wide arch and/or flared anterior teeth
- Matching upper and lower arches
- Nothing exceeding 2mm of the following – i.e. severe rotations, severe crowding, severe deep bite, blocked out tooth, etc.
- No significant vertical changes
- No posterior crossbites



Refer to an Orthodontist

- Mixed dentition
- Severe crowding (6mm+) and crowding with wide arches
- Open bites (.5mm+)
- Crossbites
- Tongue thrusters
- Severe periodontitis
- Endodontically treated teeth
- Impacted cuspids
- Severe deep bite (3mm+)
- TMJ issues
- Airway issues



If you're uncertain how difficult a case will be by tooth position alone, another option is to submit patient files and scans to the lab. The initial treatment plan you receive back from the lab technician will show a suggested number of aligner trays.

The more aligner trays, the more skill and experience that's needed to achieve ideal results.

Reveal® Clear Aligners case-packages are based on number of aligner sets – reference the next page to determine case difficulty and which match your current comfort level with aligners.

Express	1-10 sets of aligners
Lite	11-20 sets of aligners
Standard	21-30+ sets of aligners

Different Types of Aligner Cases And Treatment Planning Complexity of Each



Class I Mild

Edge-to-Edge
Crowding & Spacing – up to 3mm
Overjet – up to 2mm
Overbite – up to 1mm
Open Bite – up to 0.5mm
Midline Deviation – 1 to 2mm
Anterior Crossbite (1-2 teeth) – up to 1-2mm
No Posterior Crossbites

Case Type: EXPRESS

Ideal for practitioners who are entirely new to aligner treatment and are just getting started.



Class I/II Moderate

Crowding & Spacing – 3 to 6mm
Overjet – 2 to 4mm
Overbite – 1 to 3mm
Open Bite – 0.5 to 1mm
Midline Deviation – 1 to 2mm
Anterior Crossbite (2-4 teeth) – up to 1-2mm
No Posterior Crossbites

Case Type: LITE

Recommended for experienced or advanced aligner practitioners.



Class I/II/III Complex

Crowding & Spacing – more than 6mm
Overjet – more than 4mm
Overbite – more than 3mm
Open Bite – more than 1mm
Midline Deviation – 1 to 2mm
Anterior Crossbite (2-4 teeth) – up to 1-2mm
Mild Posterior Crossbites

Case Type: STANDARD

Should only be treated by advanced or experienced aligner practitioners.



**Submit Your
Next Case Today**

Take your practice to the next level with aligners

Growing your confidence with aligner treatment comes with the right know-how. *Reveal* makes it easy for practitioners to expand their skillset with aligner therapy through virtual and in-person CE courses led by industry experts.

Learn about treatment planning and aligner CE opportunities by contacting your *Reveal* sales representative today.

reveal.
CLEAR ALIGNERS

